



Reading— VIPERS

Read the text and answer the questions.

 The Nile River has been important to the people of Egypt for thousands of years. In fact, an Ancient Greek called Herodotus said that the land had been given to the Ancient Egyptians “by the river”.

It wasn't just as a source of water that the Nile was important. It flooded every year. This might sound like a bad thing, but it washed sediment from the river onto the land, which fertilised the soil for the farmers. Without the flooding, it would have been impossible to grow as many crops as the Egyptians needed to support their growing civilization.

Not only that, one of the most iconic symbols of Ancient Egypt - the pyramids - wouldn't have been possible without the Nile. Moving the substantial stone blocks the distances they needed to would have been impossible over land, but transporting them along the Nile was much easier.

 It's easy to forget that a lot of life in Ancient Egypt took place in the desert. The Nile brought water and sustenance to the area. It was so important that it featured in their religious beliefs as well.

Find and copy a word that tells you the Egyptian civilization was getting bigger.

What impression does the word “substantial” give you of the stone blocks used to build the pyramids?

Who said that the Egyptians had been given their land by the river?

What did the river wash onto the soil?

Summarise how the Nile helped the Ancient Egyptians.

Mental Maths

Arrange all the digits to make a 3 digit number with 2 decimal places to fit the criteria.

1. Between 4.6 and 4.7:

7, 4, 6

--	--	--

O . t h

2. Between 3.8 and 4:

2, 3, 9

--	--	--

O . t h

3. Between 8.9 and 9.1:

0, 3, 9

--	--	--

O . t h

5. Between 6.2 and 6.4:

1, 3, 6

--	--	--

O . t h

6. Between 1.7 and 1.9:

8, 1, 9

--	--	--

O . t h

7. Between 8.6 and 8.8:

7, 8, 4

--	--	--

O . t h

Spelling

Practice these spellings which we have looked at this week. Choose one of the activities on the grid to show this.

Complement

Compliment

Convenient

Apparent

Ancient

Sufficient

Ambivalent



Pick a challenge to complete this week.

French

Write some short sentences in French to tell us what you like to wear when you go out for a meal and for when you are at home.



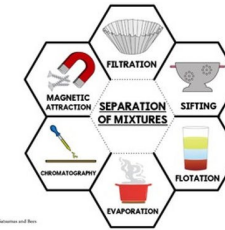
History

Research an Ancient Egyptian God or Goddess and find out why they were so important. Then, create your own God or Goddess and create a fact file on why they would be so important.



Science

Create a poster to describe how once of the ways you can separate materials. E.g sieving, dissolving, filtering




DT

Build yourself a bridge using different materials e.g paper, books, toys. What type of bridge have you made? How much weight can your bridge hold? Start adding weight to your bridge and record the weight once it collapses. Send a picture of your bridge for everyone to see



RE

Retell the Easter story in your own words. You may want to do this a written piece of work, using pictures or a comic strip.












PE

In PE, we have been looking at Volleyball and how to dig a ball into the air. Find an object or a crumpled piece of paper and see how many times you can continually dig the ball up in the air. Ask an adult to video you doing this.



Year 5's
Home Learning

Homework due back on
Wednesday 5th March 2024

<p>Easy as ABC...</p> <p>Write all your words in alphabetical (ABC) order.</p> 	<p>Part of a whole...</p> <p>Write your words into different syllables using different colours!</p> <p>Running Festival Brown</p>	<p>On the other hand...</p> <p>Use the hand you don't usually write with to practise your spellings!</p> 	<p>In the spotlight...</p> <p>Write the consonants in one colour, vowels in the other. (Vowels: a, e, i, o, u)</p> 
<p>Like an Egyptian...</p> <p>Write your word in a pyramid</p> <p>py pyr pyra pyram pyrami pyramid</p>	<p>Your money or...</p> <p>"Write" words using a newspaper or magazine to cut them out...like a ransom note!</p> 	<p>Come rain or shine...</p> <p>Write each letter of the word in a different colour to create a rainbow!</p> 	<p>Let's be silly...</p> <p>Write a sentence which uses all of your words in it!</p> 
<p>Tell me a story...</p> <p>Draw a small picture showing your word, then write a sentence about it!</p> 	<p>Blowing bubbles...</p> <p>Write all your words in bubble writing!</p> 	<p>20 Questions...</p> <p>Use half your spellings to write a question...then use the other half to answer them!</p> 	<p>Rhyme Time...</p> <p>Write three words which rhyme with each spelling word.</p> 
<p>Bond, James Bond...</p> <p>Create a code. Write your words in the code. Can someone else crack them?</p> <p>e.g. a = □ b = ♦ c = ▲</p>	<p>Synonym/Antonym</p> <p>Synonym - means the same Antonym - the opposite Write one of each for each of your words!</p> 	<p>That's backwards...</p> <p>Write your spelling words backwards!</p> 	<p>You're a joker...</p> <p>Write each word into a joke! Test them out on someone nearby ...</p> 